



Claiming of WCSAA Species and records



Numerous potential records claims get discarded due to a lack of knowledge on the claiming procedure. The following steps need to be adhered to in order to claim a WCSAA record.

1. Only fish caught with rod and reel from shore will be considered
2. Only two single hooks or one treble hook may be used
3. All fish must be landed by the angler without any assistance
 - a. Except where gaff is used
 - b. Only leader may be handled
 - c. No handling of the rod, reel or main line is permitted
 - d. This rule also applies to all Juniors categories
4. If not abided to the WCSAA or SASAA rules the claim will not be accepted
 - a. Fish caught on sliders will be accepted
5. Should a specie be caught which exceeds the higher division record , this record will also be granted in the higher division
 - a. This imply a junior angler can be noted for an exceptional catch in the U/16, U/21 and senior division
 - b. This imply a lady angler can be noted for an exceptional catch in the Senior division.

NO CLAIM WILL BE ACCEPTED

- 4.1 If the reel is changed while the fish is being fought
- 4.2 If sharks or rays was used for bait
- 4.3 If any harm was caused to fish by
 - 4.3.1 Sharks
 - 4.3.2 Other fish
 - 4.3.3 Boat propeller
 - 4.3.4 Shooting of harpoon or spear gun
- 4.4 If point 5 below is not completely adhered to

Criteria for claiming of WCSAA or SASAA record.

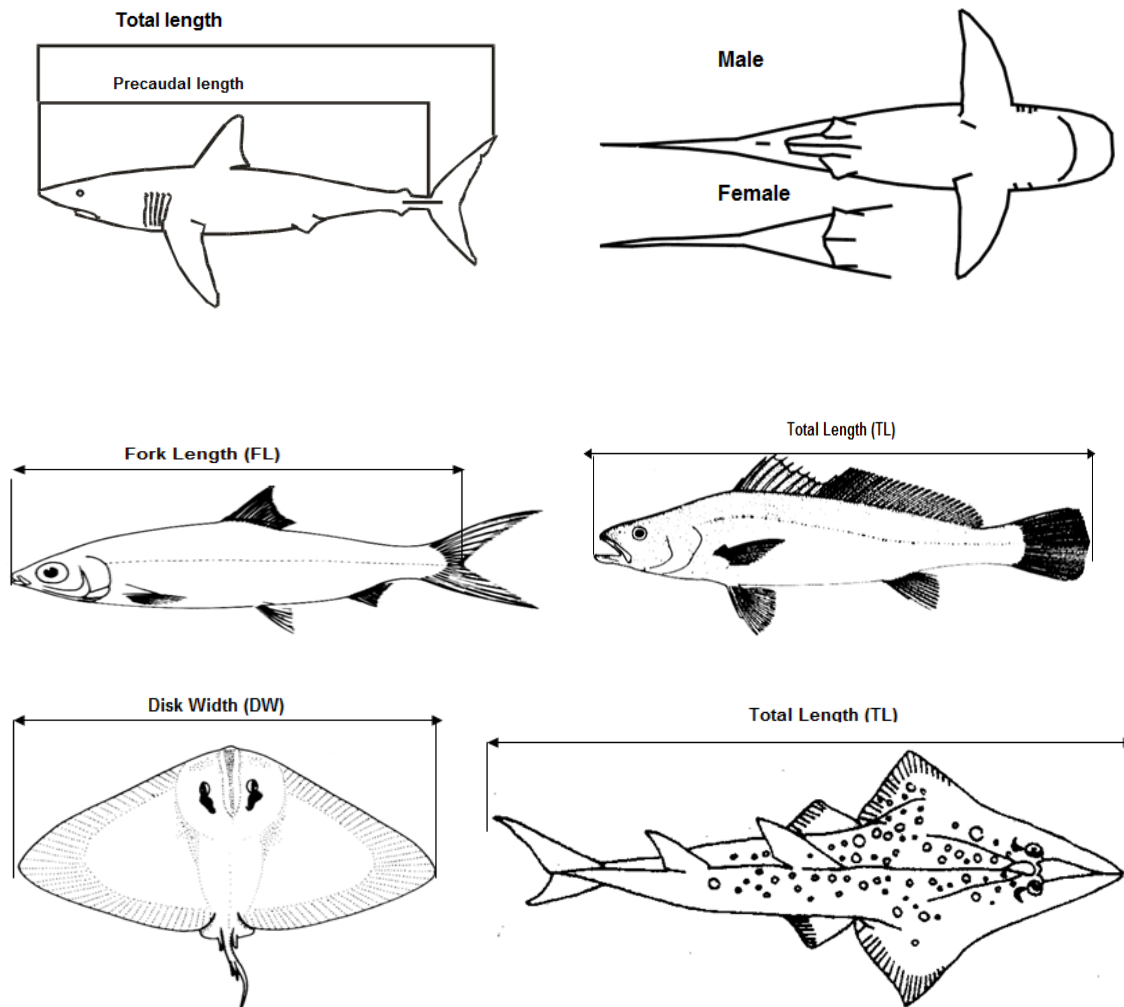
- 5.1 No Record will be considered if a time span of longer than 3 months has passed since the fish has been caught. Records which is also eligible for SASAA records need to reach the records officer within 2 months
- 5.2 Claim (Approved by the Club Records Officer) must be completed on the prescribed WCSAA Records application and the following information need to be supplied.

5.2.1 The exact measurement of the fish.

5.2.1.1 If the fish was caught in a WCSAA interclub, the same weight on the scoring system will be used for the record.

5.2.2 Edible fish will be measured from the mouth to the “V” of the tail (FL), if the species has no “V” it will be measured to the end of the tail (TL). Sharks must be measured from the tip of the snout to the nodge at the base of the tail fin. Skates and Rays the disk width will be measured with the exception of Sand shark which will be measured from the tip of the snout to the end of the tail.

See illustrations below:



5.2.3 Date and location of fish caught

5.2.4 Signature and Address of witness of catch

5.2.5 Signature and Address of witness of length

5.2.6 Fish caught and measured during WCSAA interclub will be considered for record

5.2.7 All species lengths will be rounded to the lowest cm when measured for example 38.8cm will become 38cm

5.3 The claim must be accompanied by 2 clear pictures of the fish

5.3.1 Except where fish was caught in WCSAA Interclub but it is still advised

5.4 Only members affiliated at WCSAA can apply for a record or species

Claim of WCSAA Species Certificates

The rules for claiming a WCSAA specie certificate is exactly the same as the claim of a WCSAA record

Submitting of Claims

Claims can be submitted to the WCSAA records officer via e-mail and must be accompanied by the below documentation

The following claim procedures to be followed by all Clubs Records Officers

All claims for species and records must be accompanied by the following .

1) 2 Clear pictures of the fish and angler with all the detail as seen below . (Picture not to be the same picture twice , but two individual pictures of the fish)

See example below:

APPLICATION FOR SPECIE CERTIFICATE

Angler:	Abdurrahmaan Davids
Specie:	Butterfly Ray (Diamond)
Size:	175 cm
Date Caught:	05/03/2011
Event:	Social



2) A complete list of the Applications being send at the time filled in on the spreadsheet supplied as the example shows below .

Please ensure that all specie claims also have two clear pictures attached . Spreadsheet will be attached and Named : [WCSAA RECORDS SPECIES CLAIM SPREADSHEET](#)

WCSAA 2010 - 2011 Species and Records								
Rekords								
Name	Club	Spesie	Date	Location Caught	Length	Lyn Dikte	Previous Record	
1 Hannes Louw (S)	TRS	Eagle Ray	08/01/2011	Strand	108 cm	0.45 mm	100 cm	
2 Anand Naicker (S)	False Bay	Smooth Hound (F)	05/02/2011	Strand	195 cm	0.55 mm	N/A	
Spesie - Sharks								
Name	Club	Spesie	Date	Location Caught	Length	Lyn Dikte	Qualifying Length	
1 Mauritz Viljoen	False Bay	Raggy	21/03/2011	Struisbaai	204 cm	0.55 mm	131 cm	
2 Anand Naicker	False Bay	Bronzie	01/03/2011	Strandfontein	213 cm	0.52 mm	149 cm	
3 Frank Marshall	False Bay	Raggy	05/03/2011	Strand	197 cm	0.55 mm	131 cm	

ALL WCSAA Records and Minimum required lengths can be viewed on the WCSAA Website @ www.wpangling.co.za

3) Also to be completed is the standard Records and Species claim form . Which each angler need to complete and send to His/Her Clubs Records officer . Who will then forward this to The WCSAA Records Officer .

Example of form below .

W P SHORE ANGLING ASSOCIATION									
W P KUSHENGEL ASSOSIASIE									
APPLICATION FOR REGISTRATION OF RECORD/SPECIMAN FISH AANSOEK VIR REGISTRASIE VAN REKORD/SPEISIE VIS									
SPECIMAN/REKORD:					COMPETITION/SOCIAL:				
SPESIE/REKORD:					KOMPTITISIE/SOSIAAL:				
ANGLER/HENGELAAR									
NAME:					JUNIOR DATE OF BIRTH:				
NAAM:					JUNIOR GEBORTE DATUM:				
ADDRESS:					CLUB:				
ADRES:					KLUB:				
TEL HOME:			WORK:		HOME LANGUAGE:				
TEL HUIS:			WERK:		HUIS TAAL:				
PARTICULARS OF FISH/BESONDERHEDE VAN VIS									
COMMON NAME:							WEIGHT/LENGTH:		
ALGEMENE NAAM:							GEWIG/LENGTE:		
SCIENTIFIC NAME:							SMITH NO:		
WETenskaplike NAAM:							SMITH NR:		
LENGTH CM:		PCL	TL	FL	DW	GIRTH CM:			
LENGTE CM:						OMVANG CM:			
BAIT OR LURE:					TIME PLAYED:				
AAS OF KUNSAAS:					TYD GESPEEL:				
DATE:					WHERE CAUGHT:				
DATUM:					WAAR GEVANG:				
TIDE:					WIND:				
GETY:					WIND:				
SEA STATE:					WEATHER:				
SEE KONDISIE:					WEER:				
TACKLE USED/HENGELGEREI GEBRUIK									
MAKE OF ROD:					MAKE OF REEL:			SIZE:	
FABRIKAAT VAN STOK:					FABRIKAAT VAN KATROL:			GROTE:	
MAKE OF LINE:					DIAMETER MM:			BRK/STRAIN KG:	
FABRIKAAT VAN LYN:					DEURSNEE MM:			BREEKTRAG KG:	
TRACE LENGTH CM:					DIAMETER MM:			BREAKING STRAIN KG:	
STROPLENGTE CM:					DEURSNEE MM:			BREEKTRAG KG:	
LEADER LINE LENGTH M:					DIAMETER MM:			BREAKING STRAIN KG:	
"LEADER" LYN LENGTE M:					DEURSNEE MM:			BREEKTRAG KG:	
WITNESS TO CATCH/GETUIE VAN VANGS					WITNESS OF WEIGHT/GETUIE VAN GEWIG				
NAME:					NAME:				
NAAM:					NAAM:				
ADDRESS:					ADDRESS:				
ADRES:					ADRES:				
TEL HOME:			WORK:		TEL HOME:			WERK:	
TEL HUIS:			WERK:		TEL HUIS:			WERK:	
CLUB:					CLUB:				
KLUB:					KLUB:				
SIGNATURE:					SIGNATURE:				
HANTEKENING:					HANTEKENING:				
LOCATION OF ASSIZED SCALE PLEK WAAR GEYKTE SKAAL GEHOU WORD:									
I, the undersigned, solemnly declare that the abovenamed fish was brought to gaff by me without assistance and under the rules as outlined and that the above information and statement are true. Ek, die ondergetekende, verklaar hierby plegtig dat bogenoemde vis deur my sonder enige hulp ingebring is tot waar dit geland is ingevolge die voorgeskrewe reëls en dat bostaande gegewens en verklaring juis is.									
SIGNATURE OF ANGLER:					DATE:				

All the above can be mailed directly to the WCSAA Records Officer

Below so guideline to be read for the measuring of fish .

IMPORTANT INFORMATION:

- Try and measure precaudal length (see figure 1), as this is far more accurate than total length.
 - Under column "Sex": if it says "both", this means that there is no weight difference between the sexes (except raggedtooth where there was no test done to see if there is a difference between the sexes)
 - To determine the sex of the shark see figure 2
 - All these equations have been published scientifically (except raggedtooth).
- For further information contact wintner@shark.co.za or bruce@ori.org.za

- * Precaudal length (PL) is the only length to be used for Sharks (Fig 1)
- * Fork length (FL) is to be measured for swallow tail bony fishes (Fig 3)
- * Total length (TL) is to be measured for boney fish with truncated tail (Fig 4)
- * Disk Width (DW) is to be measured for skates and rays across the wingspan (Fig 5)
- * Please note that Total length (TL) is used for the measurements of Lesser Sandshark and Giant Sandshark (Fig 6)

Acknowledgements:

Special thanks to the Natal Sharks Board and their staff who has compiled some of these data. The information given by them, were at no cost to the Southern African angling community

Special thanks to Bruce Mann and his colleagues at ORI (Oceanographic Research Institute) for helping in the length/weight relationship as well as assisting me in compiling these tables

Please note: None of the material recorded inside may be copy or reproduce for own benefit unless authorised by the writer or ORI or Natal Sharks Board

Figure 1

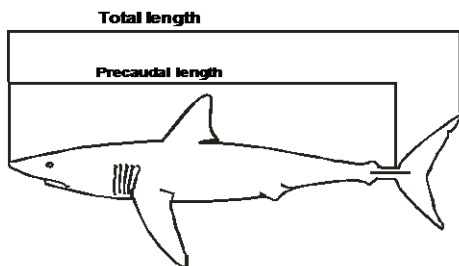


Figure 2

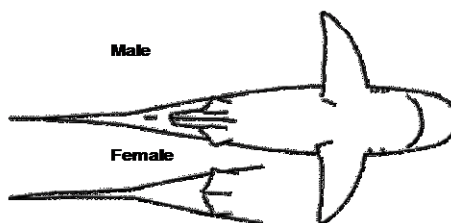


Figure 3

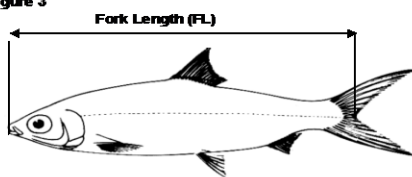


Figure 4

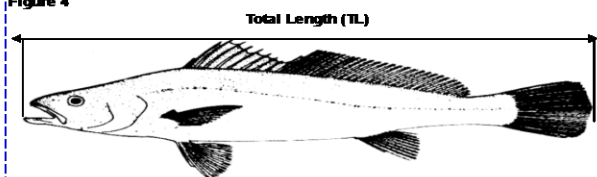


Figure 5

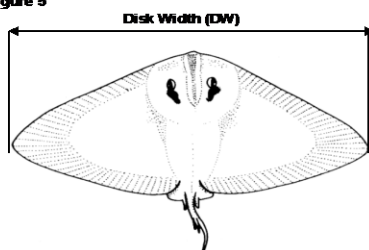


Figure 6

